

## Can't hear the audio ?? You might look at the following items

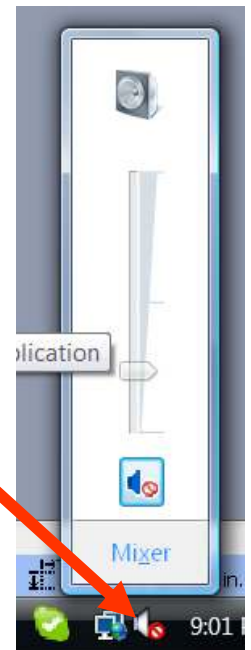
1. If you are using a desktop computer with a LCD monitor, many of these have the speakers built right in them. Always check first if the volume is turned up with the buttons on your monitor. They might be on the side, top, or front.



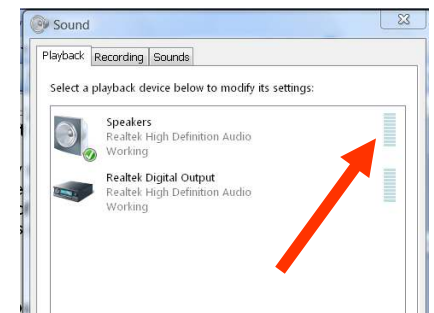
2. Next, check if the volume on your computer is turned up. Look for a little Speaker icon in the lower left corner of your screen.

If you click it you should now see a volume control slider. Click and hold on the slider and move it up for more volume. If either icon of the speaker has a red round circle beside it, your sound is muted. Just click the icon and it will become unmuted.

3. If you still have no audio, you might try the control panel. Just click the Start button, and click on control panel half way down the right side of the start menu.



There are a couple of views for the control panel, you want the "icon" view. Now look for a loud speaker icon. Click on the speaker and the window here opens up now.



If you are playing some audio, you should see these bars/ jumping up and down with the audio and your speaker icon should have a green circle with a white check mark beside it.

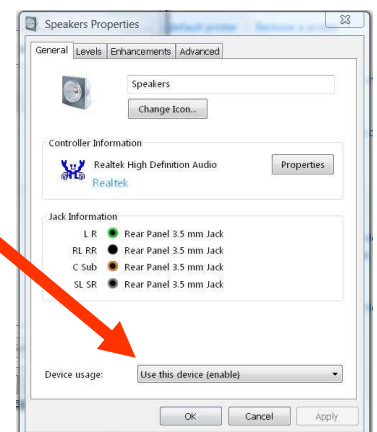
If you have more than one speaker icon, the wrong one might be selected, click on the other one and see if that helps.

If not, double click the icon beside speaker to see this box to the right. Look for something wrong here, and make sure it says enabled.

These boxes we have been looking at have been the Windows Sound controls.

Some computers have a separate sound card with separate controls.

See next page for more information.



Notice my computer has a second speaker in the bottom Right of my screen. (red arrow)

The blue arrow is the Windows Sound section, and the red Arrow is the separate sound card control.

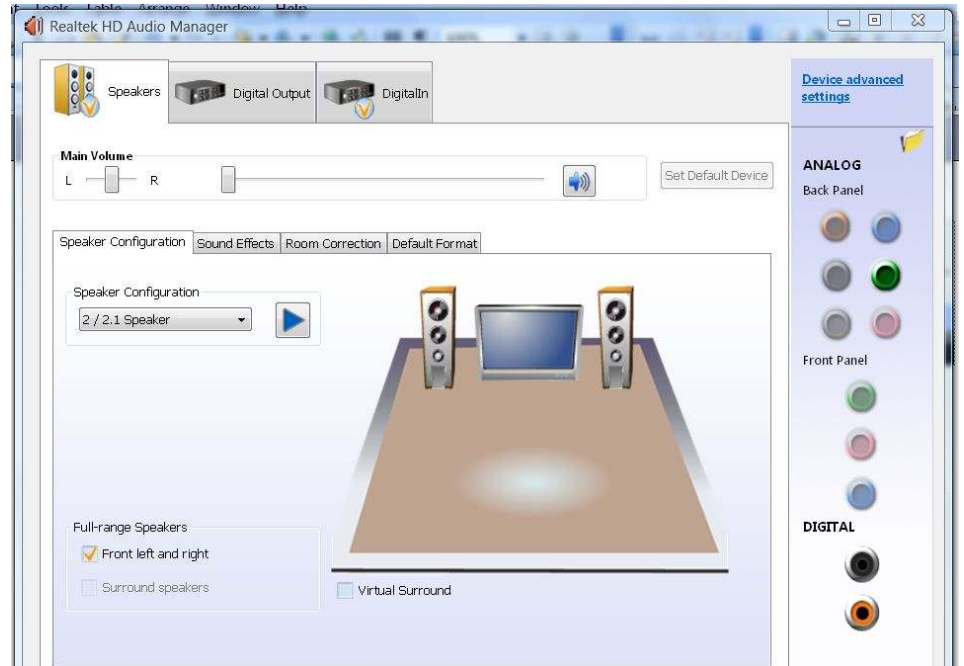
Click on the other speaker (red arrow) if you have one, to check this area.



This is what my sound card controller looks like.

If you have one of these separate Sound cards, you will have to look carefully at all the setting here to see if you can spot something set wrong.

I hope somewhere in this help guide you will find the reason for not having sound on your computer.



Most of these tips will apply to a laptop also.